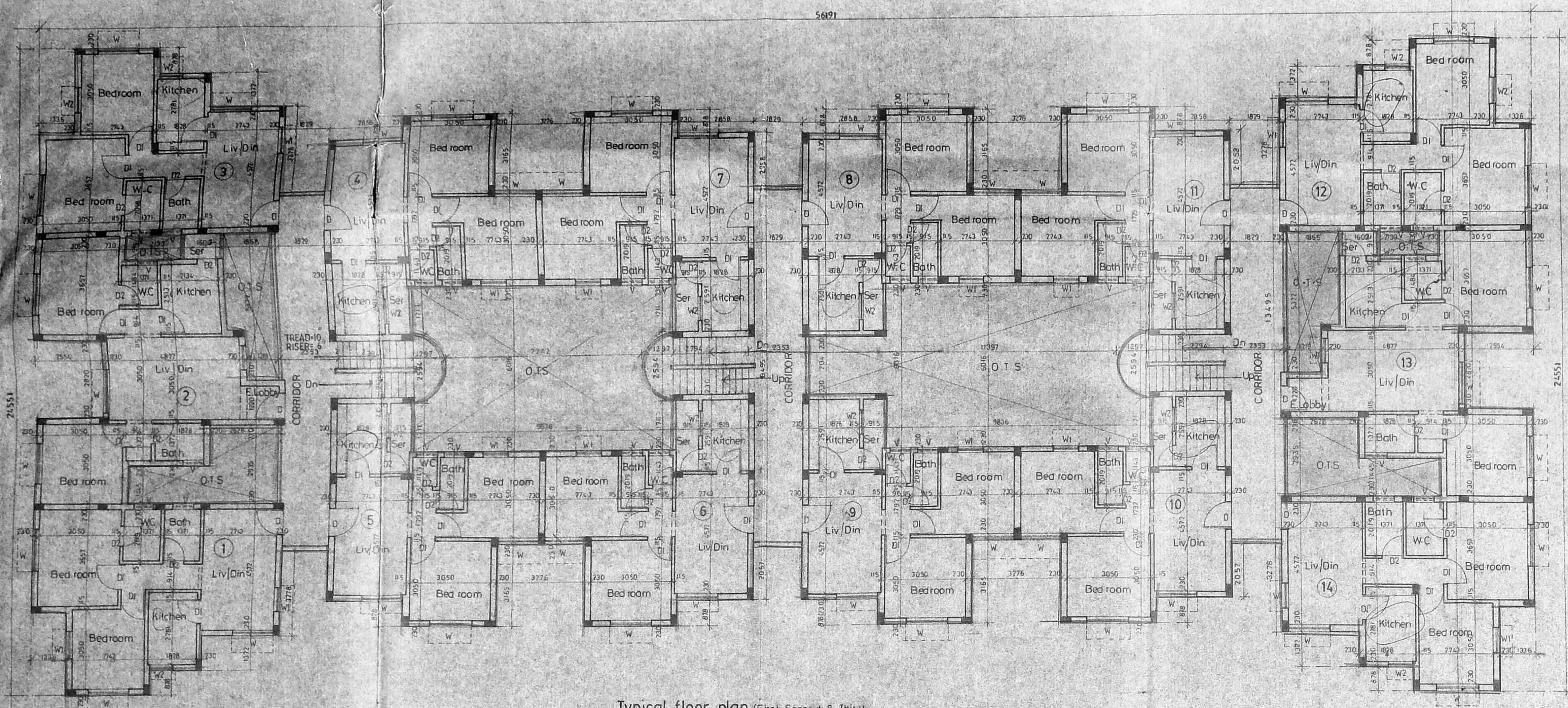



R.Pdt 14-12-53

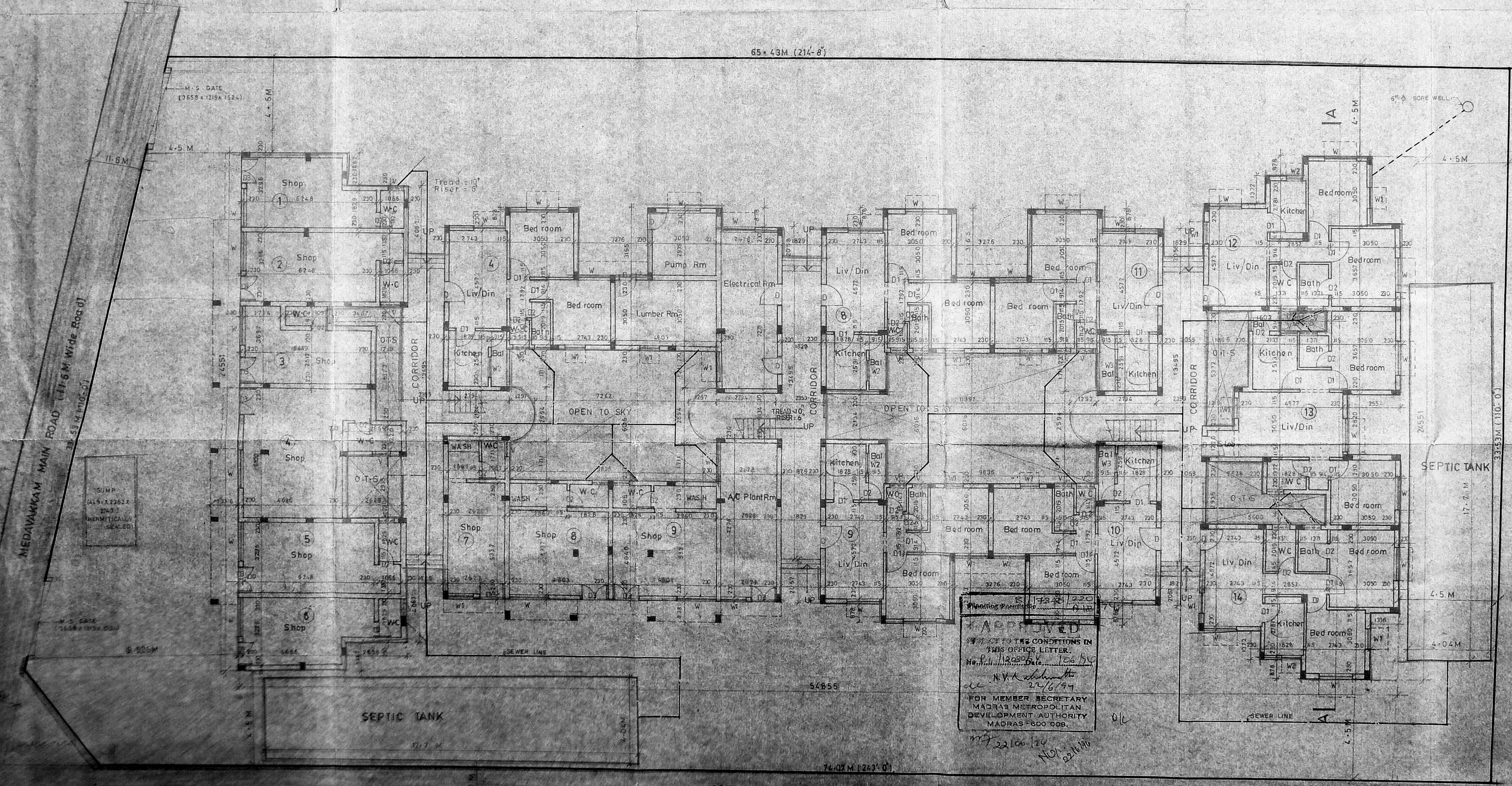
MM.A.B/PP NO. 1  
 C.No. B. 4915/53  
 PART I  
 PART II  
 A.P. U.P.



Typical floor plan (First, Second & Third)



Elevation



Ground floor plan & Site plan

Schedule of joinery

No	Width	Height	Description
D	990	2134	T-W Panel door
D1	914	2134	
D2	762	2134	
D3	1219	2134	
W	1829	1219	T-W Glazed window
W1	1219	1219	
W2	914	914	
V	762	762	T-W Glazed ventilation

Specification

1. Foundation - Concrete in P.C.C. with 10% broken granite jelly.
2. C.C. for all R.C.C. work with broken granite jelly.
3. 10 CM Brick work in C.M. 1:5.
4. 7.5 CM Brick work in C.M. 1:5 with 6 mm M.S. Rods at every third course.
5. Plastering the ceiling and Exposed concrete surface in C.M. 1:3.
6. Plastering the walls in C.M. 1:3.
7. Weathering course in Brick jelly Lime Concrete 3 average TR with a course of Flat Tiles in C.M. 1:3.
8. Flooring with Hydraulic Pressed Mass Tiles set in C.M. 1:3 and skirting 3 height.
9. The O.T.'s hermetically sealed.

Legend

- 1 Proposed Construction shown that
- 2 Boundary Line
- 3 Roads
- 4 Sewer Line
- 5 Water Line

APPROVED  
 IN ACCORDANCE WITH THE CONDITIONS IN THIS OFFICE LETTER.  
 No. 113/24/2000  
 Date 22/6/54  
 N.V.K. Subramanian  
 MEMBER SECRETARY  
 MADRAS METROPOLITAN  
 DEVELOPMENT AUTHORITY  
 MADRAS-600 009.



Job Title  
 Proposed Apartments at Plot No.39,40 & 41, Muthu Nagar in Ullagaram Village (Madipakkam) bearing O.S Nos. 77/1878 for Smt. A. Ghouse Bai & others

Architect  
 S. Subramaniam, M. Arch. A.I.A.  
 Architect & Interior Designer,  
 Licensed class I, Surveyor No. 90,  
 81 Viayaranyo, II Main Road,  
 Kasturba Nagar, Adyar,  
 Madras - 600 020. Ph. 411305.

R.P. No. 14. 12.93

MM. A. B. / P.P. NO. 1  
 C.M. B. / 4415/93

PAR. I  
 PAR. II

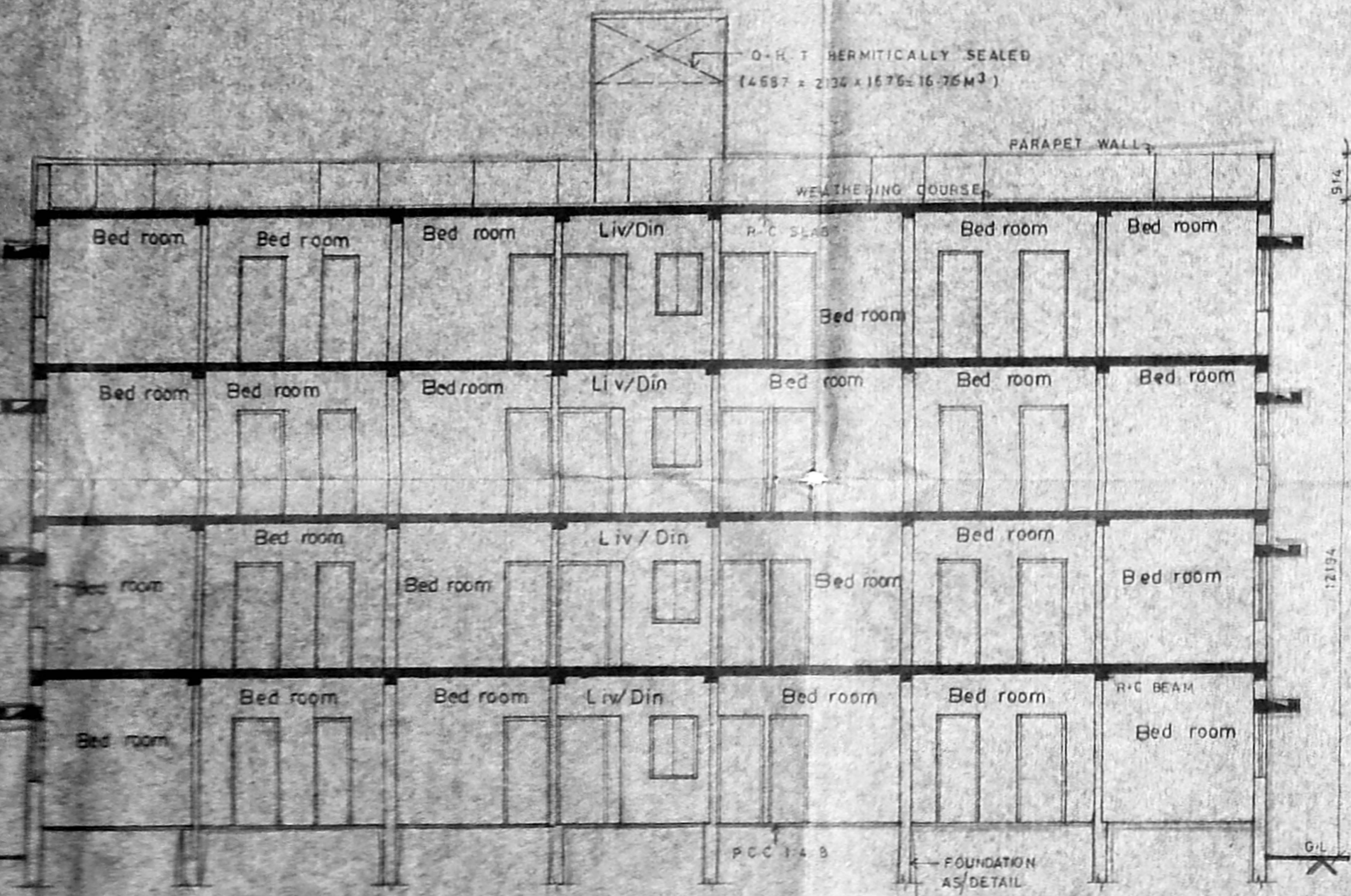
A.P. N.P. U.P.

Planning Permit No. 11/345/2000  
 11.16

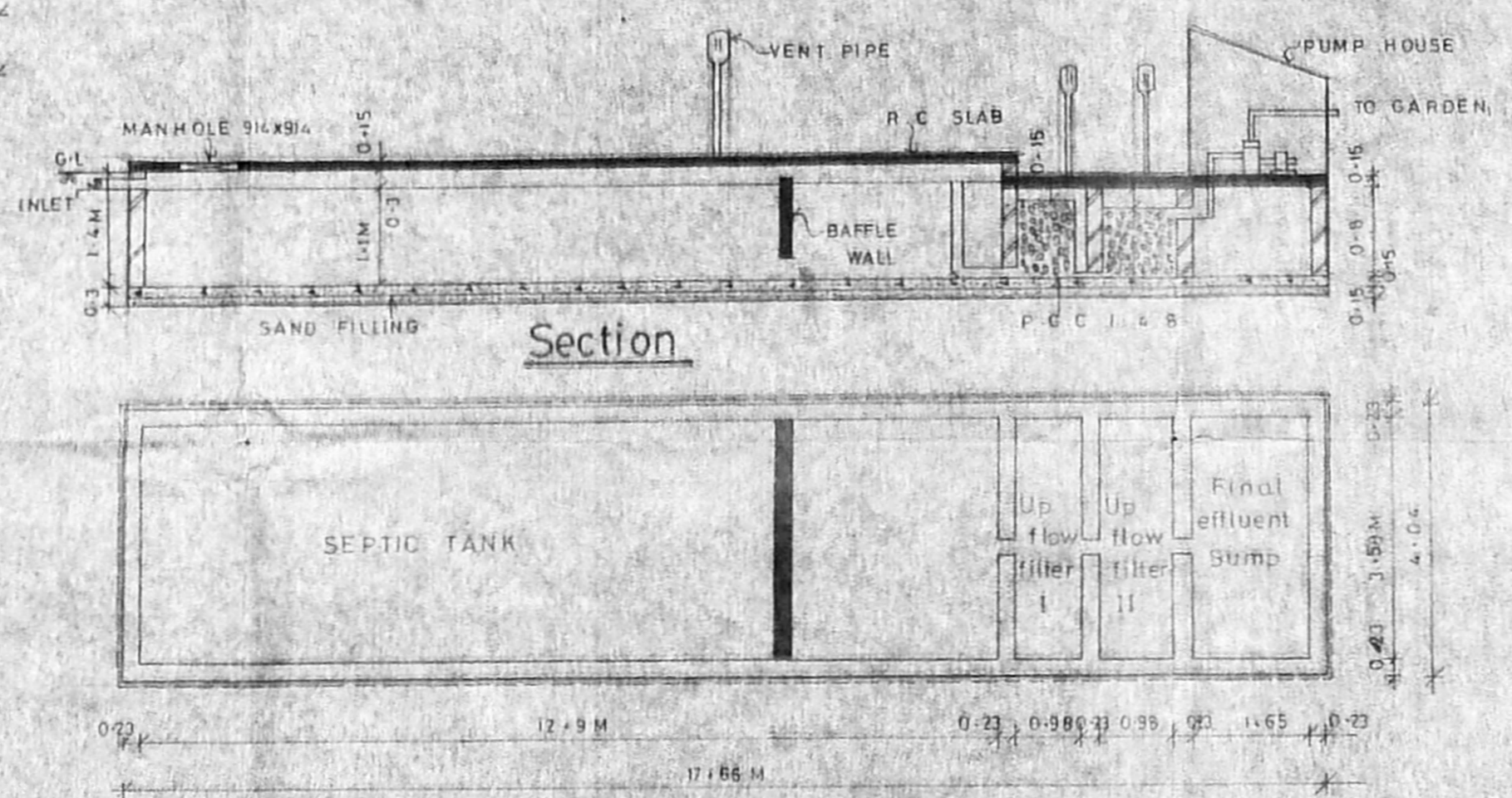
**APPROVED**  
 SUBJECT TO THE CONDITIONS IN  
 THIS OFFICE LETTER.  
 No. 11/345/2000

N.V. Subramanian  
 22/6/94  
 FOR MEMBER SECRETARY  
 MADRAS METROPOLITAN  
 DEVELOPMENT AUTHORITY  
 MADRAS - 600 008.

22/06/94 NO. 11/345/2000

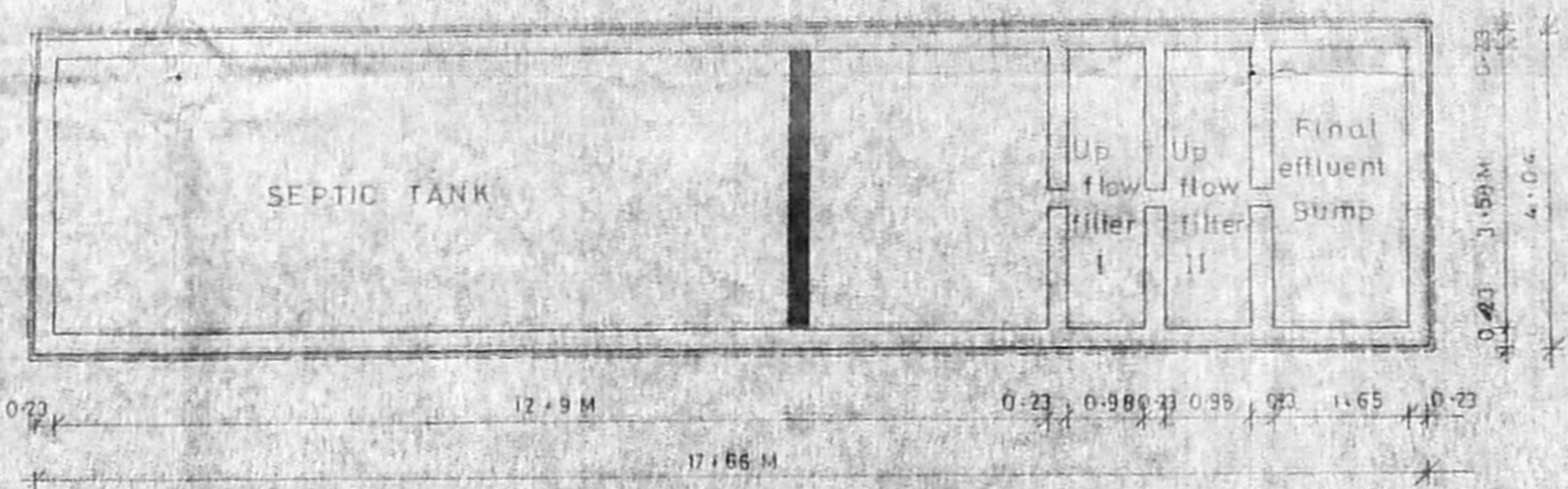


Section on AA

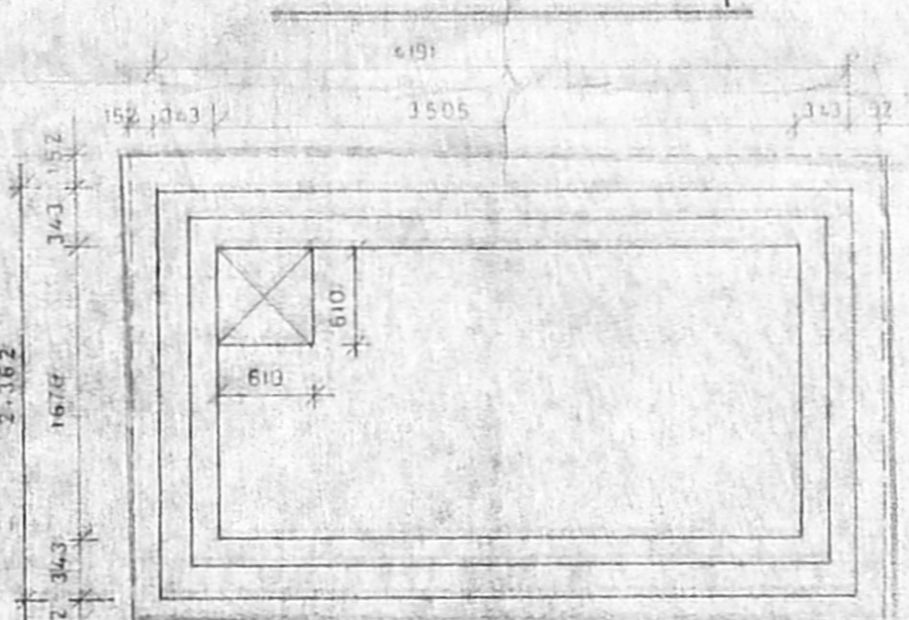


Section

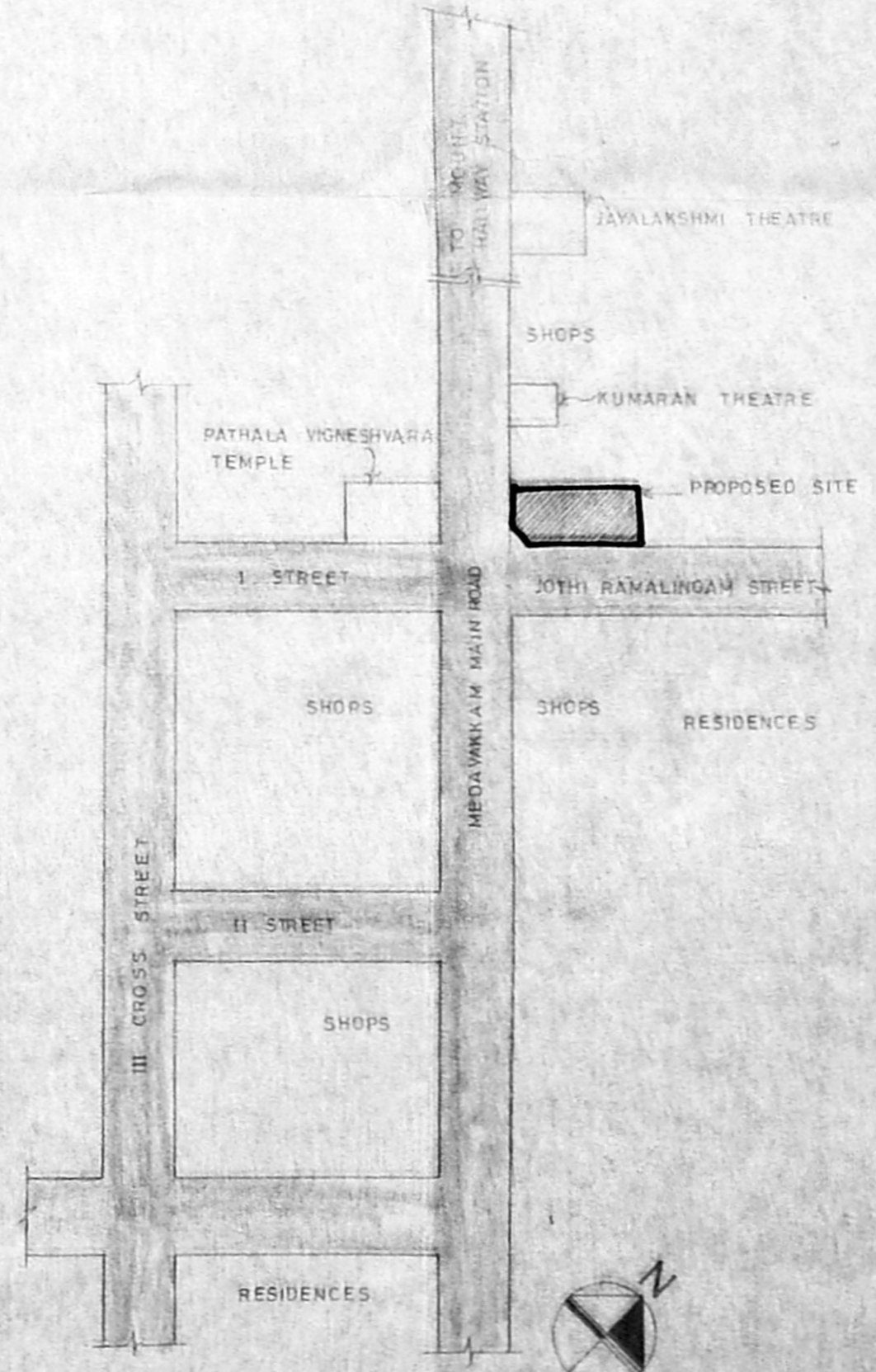
Section of Sump



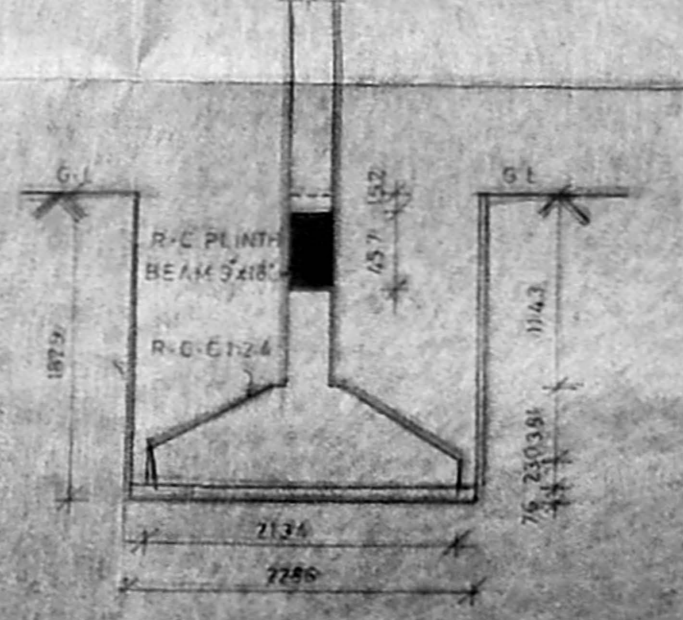
Plan of Septic Tank



Plan of Sump



Key Plan (N.T.S.)



Typical Detail of Column Foundation



Plan of Compound Wall

Job Title  
**Proposed Apartments at Plot Nos 39, 40 & 41, Muthu Nagar in Ullagaram Village (Madipakkam) bearing OS Nos 77/1 & 78 for Smt. Ghouse Bel. & others**

**Schedule of Joinery**

NO	Width	Height	Description
D	990	230	T.W. Panel door
OT	814	2134	
O2	762	2134	
W	1829	1219	T.W. Glazed window
W1	1219	1219	
W2	914	914	
V	762	762	T.W. Glazed Ventilator

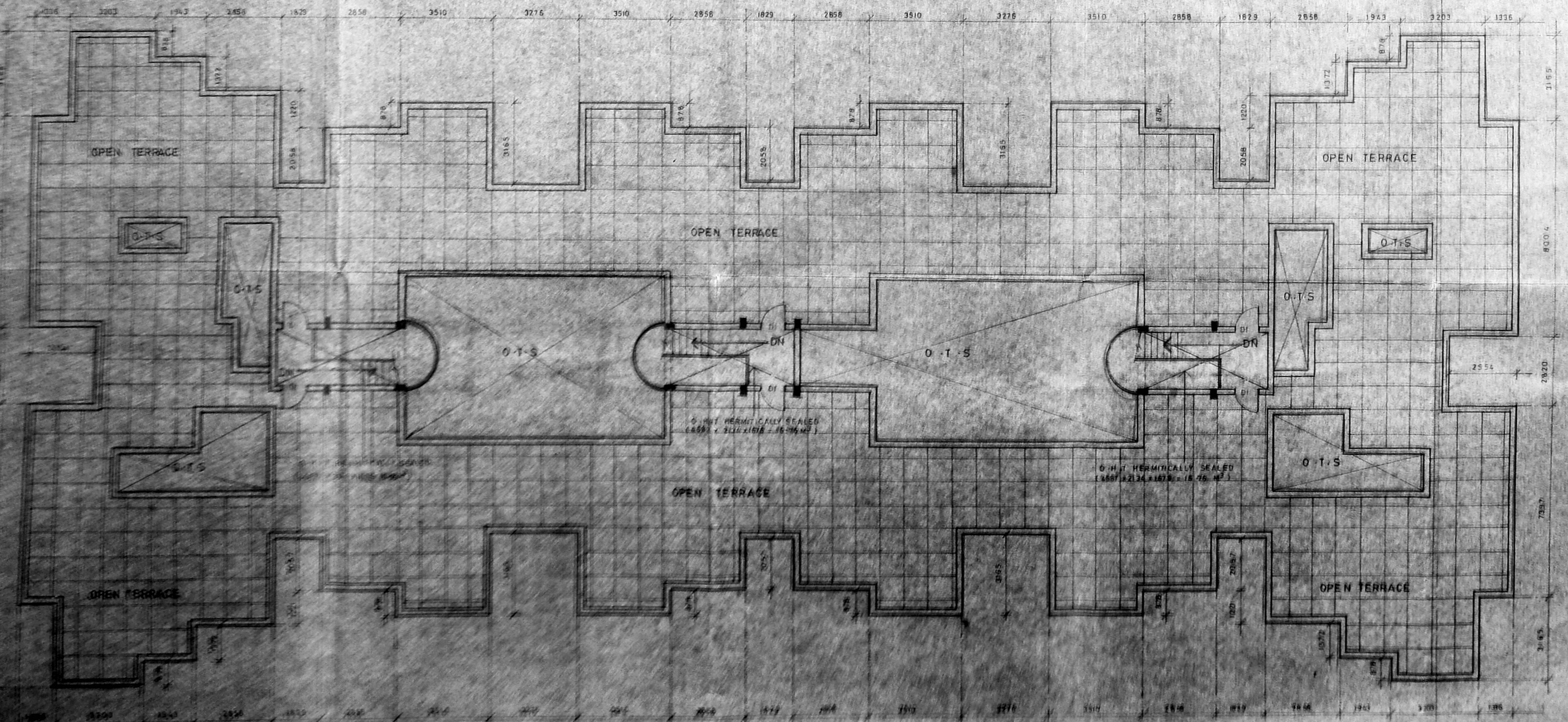
- Specification:**
- Foundation: Concrete in P.C.C. 1:1.5 with 12" Broken granite jelly.
  - C.C. 1:2.4 for all R.C. works with broken granite jelly.
  - 3" x 12" (230mm) Brick work in E.M. 1:3.
  - 4 1/2" x 12" (115mm) Brick work in C.M. 1:4 with own & M.S. Rods at every third course.
  - Plastering the ceiling and exposed concrete surface in C.M. 1:3.
  - Plastering the walls in E.M. 1:3.
  - Weathering course in Brick jelly line. Cornele 3" average JK with a course of Flat tiles in E.M. 1:3.
  - Flooring with Hydraulic pressed Mosaic set C.M. 1:4 and skirting of height.
  - The O.H.T. is Hermetically sealed.

**Legend**

- Proposed Construction shown thus
- Boundary Line
- Roads
- Sewer Line
- Water Line

Owner: Mrs. Ghouse Bel. & others  
 A. K. Subramanian  
 A. Subramanian  
 A. Subramanian

Architect: S. Subramanian  
 Architects & Interior: S. Subramanian  
 Licensed Class I, Surveyor No. 50  
 Rasturbari Nagar, Adyar



TERRACE FLOOR PLAN